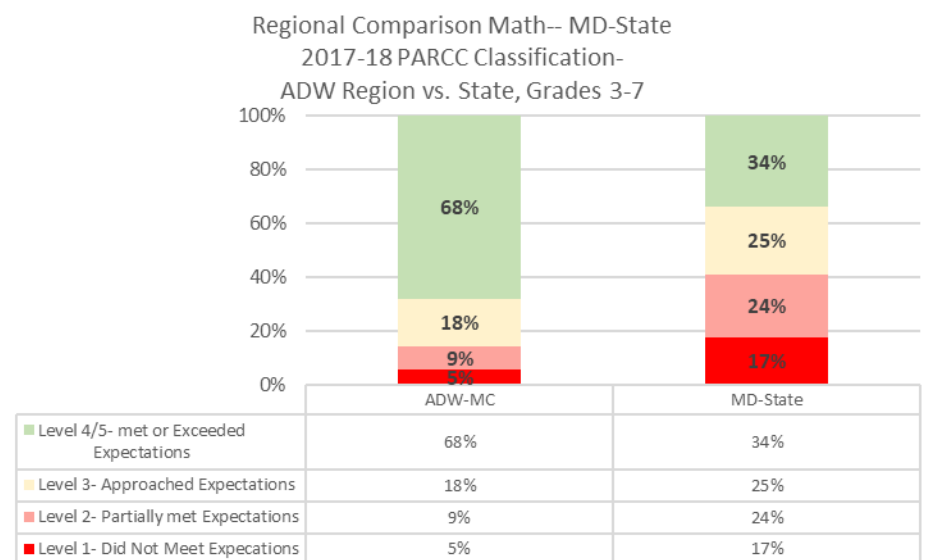
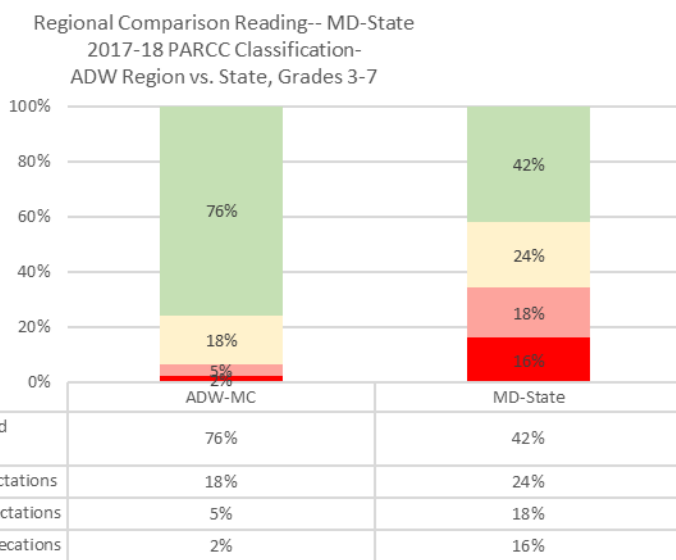
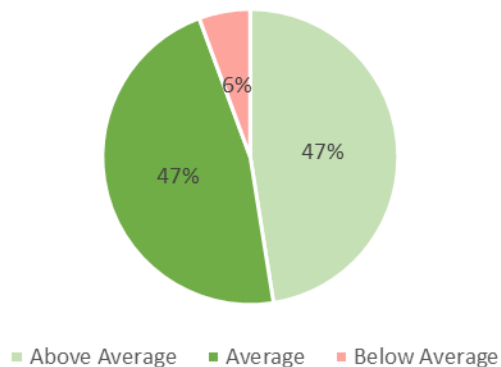


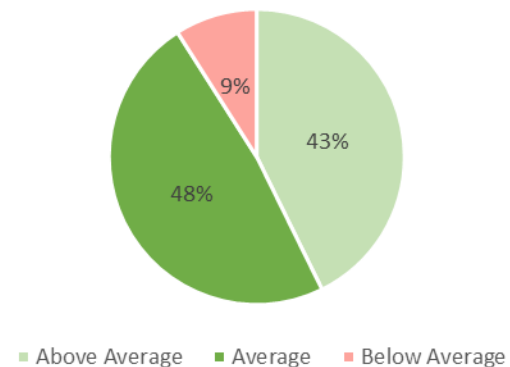
Regional Report



ADW-MC
2017-18 Scantron Performance Bands-- Reading,
EOY Test Grades 3-7

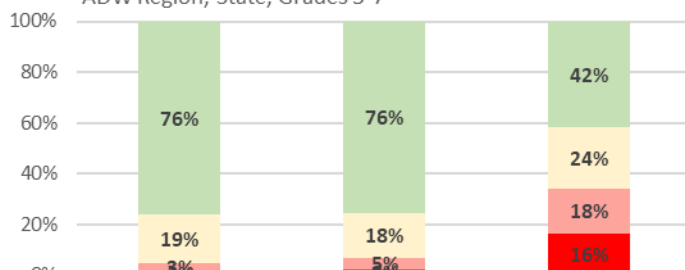


ADW-MC
2017-18 Scantron Performance Bands-- Math,
EOY Test Grades 3-7

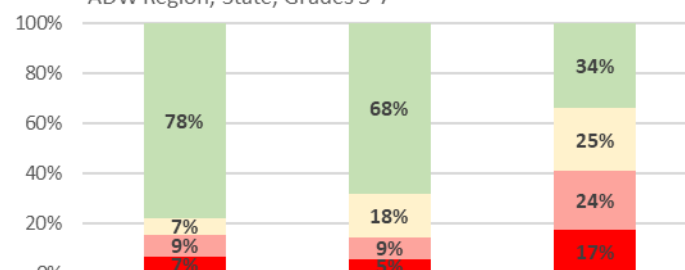


Local Report

Local Comparison Reading-- Saint John the Baptist School
2017-18 PARCC Classification- School vs.
ADW Region, State, Grades 3-7



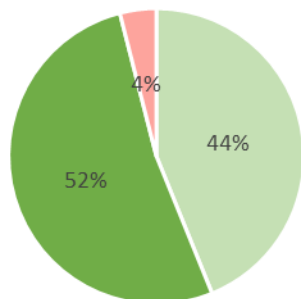
Local Comparison Math-- Saint John the Baptist School
2017-18 PARCC Classification- School vs.
ADW Region, State, Grades 3-7



	Saint John the Baptist School	ADW-MC	MD-State
Level 4/5- met or Exceeded Expectations	76%	76%	42%
Level 3- Approached Expectations	19%	18%	24%
Level 2- Partially met Expectations	3%	5%	18%
Level 1- Did Not Meet Expectations	1%	2%	16%

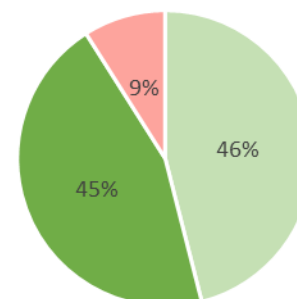
	Saint John the Baptist School	ADW-MC	MD-State
Level 4/5- met or Exceeded Expectations	78%	68%	34%
Level 3- Approached Expectations	7%	18%	25%
Level 2- Partially met Expectations	9%	9%	24%
Level 1- Did Not Meet Expectations	7%	5%	17%

Saint John the Baptist School
2017-18 Scantron Performance Bands-- Reading,
EOY Test Grades 3-7



■ Above Average
 ■ Average
 ■ Below Average

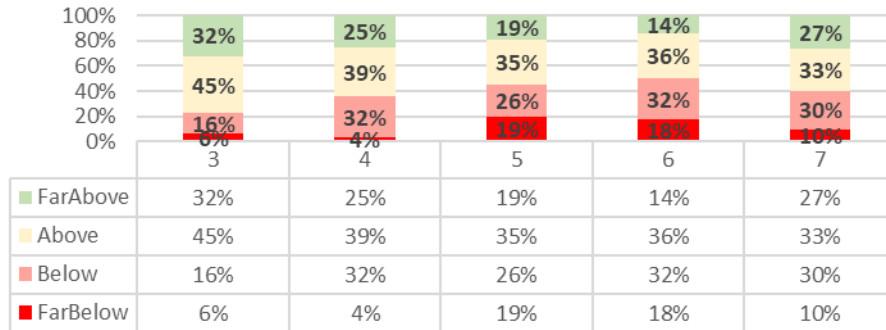
Saint John the Baptist School
2017-18 Scantron Performance Bands-- Math,
EOY Test Grades 3-7



■ Above Average
 ■ Average
 ■ Below Average

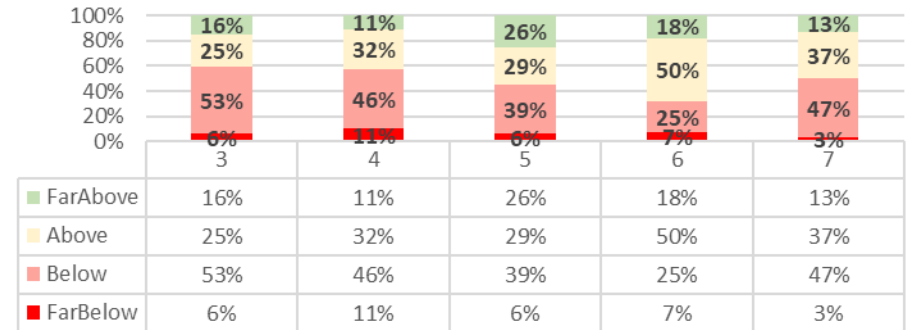
Growth

Saint John the Baptist School
2017-18 Scantron Performance Series--
Gains Analysis-- Reading*



*Any grade below 10 students is not reported

Saint John the Baptist School
2017-18 Scantron Performance Series--
Gains Analysis-- Math*



*Any grade below 10 students is not reported